

Drivers' Briefing



Le Mans Bugatti



Sporting Officials



Steve Burns, Race Director

Tel. +44 (0)7701 004694

E-mail. sj.burns@hotmail.co.uk



Andy Dee-Crowne

Chairman of the Stewards



Event Communication



Live Timing

<http://livetiming.wige.de/etrc.html>



Digital Noticeboard

https://www.barc.net/online_noticeboard/2024-le-mans-september-28-29/



WhatsApp Group – BTRC Driver Notices

Stewards Summons



Team Radio

Please monitor from 15 minutes prior to each session until the end of Parc Fermé



Timetable / Grids

Saturday

09:20 – Free Practice – 30 minutes

11:20 – Qualifying 1 – 35 minutes

13:35 – Presentation of Trucks on Startline followed by lap to the grid (14:30 approx.)

14:45 (5 minute board) – Race 1 – 10 laps – Grid determined by fastest Q1 time

17:25 (Pitlane open) – Race 2 – 10 laps – Grid determined by result of R1 with top 8 reversed

Sunday

08:00 – Warm Up – 15 minutes

09:05 – Qualifying 2 – 35 minutes

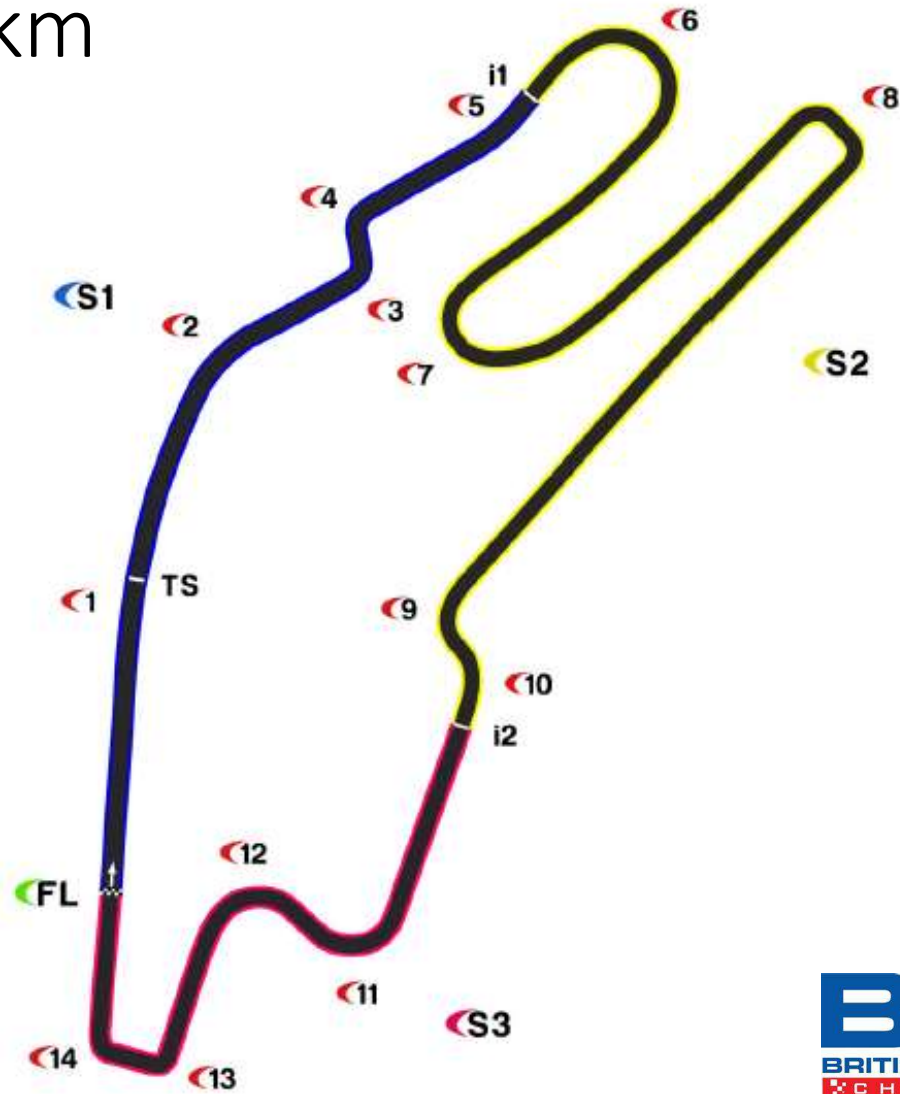
12:50 (Pitlane open) – Race 3 – 10 laps – Grid determined by fastest Q2 time

15:35 (Pitlane open) – Race 4 – 10 laps – Grid determined by result of R3 with top 8 reversed



Track Layout – 4.185 km

Pole position on the LEFT



Assembly Area (Pre-Grid)



Trucks will be released into the Pitlane prior to each session commencing

Return to Paddock



Parc Fermé conditions apply after Qualifying and Races until notified via WhatsApp


Pit Lane exit



Respect the RED/GREEN traffic lights. RED means STOP


Observe 60kph speed limit until after you pass the pit exit line

Pit Lane exit



Keep right and
do not cross
the Pit Exit line



Pit Lane entry



Keep right from exit of Turn 12 and give a clear signal if you are entering the Pitlane

OBEY the 60kph Pitlane Speed Limit

Signaling area / Timing Control & Finish line



Repeater flag on right hand side between Turn 8 and Turn 9


Safety on Track

- If you need help on Track please try to stop in a SAFE place near a marshals post
- If the truck is in a safe place, get out of the truck and behind the barrier and to a place of safety (openings are marked in **ORANGE**)
- If you remain in the truck give the thumbs up to marshals if you are okay





Yellow Signal (Single):

- SLOW DOWN
- NO OVERTAKING
- Incident close to the Track
- No overtaking until after the Green Signal




Yellow Signal (Double):

- SLOW DOWN – BE PREPARED TO CHANGE DIRECTION OR STOP
- NO OVERTAKING
- Incident on the Track or Marshals in attendance
- No overtaking until after the Green Signal




Virtual Safety Car (Races only)

- “VSC DEPLOYED” via Team Radio
- Leader to slow to 60 kph
- Trucks to form up behind the leader, no more than 5 truck lengths apart
- NO OVERTAKING
- Pit lane closed




Ending Virtual Safety Car (Races only)

- “VSC ENDING” via Team Radio
- Leader to control the pace
- Green lights / flag displayed at Finish line
- No overtaking or overlapping until you have passed the Finish line
- VSC panels withdrawn as leader approaches the Finish line



Red Signal:

- Cease racing
- Slow down, maximum 60 kph
- No overtaking
- Trucks in the final sector (after Turn 10) may pass once through startline to cool brakes
- Practice/Qualifying: Enter Pitlane
- Races: Stop on track at Turn 13
- Clock will not be stopped during Free Practice / Warm Up



Red signal during races



Stop on track at Turn 13 adjacent to the Pitlane Entrance and await marshals instructions

Start procedure



- Pit Exit will close 5 minutes prior to the start of the Formation Lap. Only 1-lap permitted to form up on the grid
- 1-minute board, grid cleared and engines started
- One formation lap behind the Pace Truck
- Line up between T10 and T11
- Leader to control the pace, 50 – 70 kph

Start lights



- The start signal will be given when the red lights are switched to green.

Start lights



- The start signal will be given when the red lights are switched to green.

Aborted start



- If the start is aborted the red lights will remain illuminated and yellow lights will flash
- All trucks to remain at 60 kph maximum in single file
- Either red signal or VSC procedure will commence

Track limits

For consistency of reporting, track limits at this event will be defined in accordance with FIA ISC Appendix L.

The white lines define the track edge.

The truck must remain in contact with the track.

Making contact with any bollard is prohibited.



Track limits

During Practice: Drivers will be warned and stopped if necessary

During Qualifying: Lap time will be cancelled

During Races: the following scale of penalties will be applied:

- 1st breach - noted
- 2nd breach - Black & White warning signal
- 3rd breach - Five-second time penalty
- 4th breach - Ten-second time penalty
- 5th breach - Drive-through penalty
- 6th breach - Black signal




Turn 3/4



If you overshoot keep right and rejoin at the Dunlop Bridge via the escape road without gaining any lasting advantage

Turn 6 Escape Road



Follow the escape road to rejoin safely (KEEP LEFT)



Turn 9 Escape Road



Follow the escape road and negotiate the cone chicane to rejoin safely after Turn 10



Driving standards

- Remember this is a **NON-CONTACT** sport
- You need to be aware of all other trucks around you at all times
- Make sure the overtake can be completed without contact
- Contact is expensive and potentially dangerous
- Reported incidents will be reviewed and judicial action may be taken
- You may **Only Change Direction Once** in front of the pursuing truck, that is to say you can only move left or right, not both.
- **Pushing or Squeezing** competitors off the Track is strictly forbidden i.e. reducing the available track width to less than a truck's width.

Judicial process

- All reported Incidents will be reviewed by the Race Director (Noted)
 - ➔ No further Investigation necessary
 - ➔ Under Investigation (referral to the Stewards)
- To report an Incident please submit an Incident Review request form to the Race Director within 30 minutes of the provisional results being published.
- Only fully completed forms will be accepted and can only be used for incidents in which you were directly involved.
- Judicial Investigations & hearings will be handled by the Stewards
- Protests may also be lodged directly with the Chairman of the Stewards

Marshals

Please respect the marshals and remember to give them a wave on the slowing down lap to show your appreciation





Have a good race!

BTRC
BRITISH TRUCK RACING
CHAMPIONSHIP