




## **24 HEURES CAMIONS**

qualifying 1



**Le Mans Bugatti 4185 m**

**28 & 29 September 2024**



# 24 HEURES CAMIONS

Le Mans Bugatti, length 4185 m

28 & 29 September 2024

British Truck Racing Championship



## Result qualifying 1, 28.09.2024

-Reg.No.: CH2024/R005

Rk	Gr	Entrant	License	Car	laps	Besttime			
No.	Cl	Driver	License	Team	%	GAP	DIV	km/h	
1		Worldwidetruckracing		Daimler Freightliner	9	<b>2:06.417</b>		119.177	
	1	<b>SMITH, Ryan (GBR)</b>		Worldwidetruckracing	100.00				
2		Jenkins Trucksport		MAN TGS	16	<b>2:08.637</b>	02.220	117.120	
	69	<b>JENKINS, David (GBR)</b>		Jenkins Trucksport	101.76	02.220			
3		Team Oliver Raving		MAN TGS	13	<b>2:08.981</b>	00.344	116.808	
	7	<b>OLIVER, Stuart (GBR)</b>		Team Oliver Raving	102.03	02.564			
4		Team Oliver Racing		MANTGX	14	<b>2:09.014</b>	00.033	116.778	
	12	<b>OLIVER, Michael (GBR)</b>		Team Oliver Racing	102.05	02.597			
5		MV Truck Racing		International Navstar	17	<b>2:09.185</b>	00.171	116.623	
	86	<b>OROURKE, Tom (GBR)</b>		MV Truck Racing	102.19	02.768			
6		Powells Motorsport		MAN TGA	14	<b>2:09.543</b>	00.358	116.301	
	3	<b>POWELL, Steven (GBR)</b>		Powells Motorsport	102.47	03.126			
7		DS Racing		MAN TGX	16	<b>2:10.318</b>	00.775	115.610	
	11	<b>SMITH, David (GBR)</b>		DS Racing	103.09	03.901			
8		Bowler Racing		MAN TGX	16	<b>2:10.777</b>	00.459	115.204	
	14	<b>BOWLER, John (GBR)</b>		Bowler Racing	103.45	04.360			
9		NY Racing		MAN TG	15	<b>2:12.496</b>	01.719	113.709	
	33	<b>YATES, Neil (GBR)</b>		NY Racing	104.81	06.079			
10		Flying Dutchman Truckracing		Volvo	16	<b>2:14.776</b>	02.280	111.785	
	50	<b>BREEDRIK, Willem (NLD)</b>		Flying Dutchman Truckracing	106.61	08.359			
11		Greenhous Racing		DAF LF	11	<b>2:15.836</b>	01.060	110.913	
	6	<b>POWELL, John (GBR)</b>		Greenhous Racing	107.45	09.419			
12		Bint Racing		Volvo Aerodyne	12	<b>2:16.061</b>	00.225	110.730	
	5	<b>BINT, Adam (GBR)</b>		Bint Racing	107.63	09.644			
13		CTS #41 Racing		Iveco	16	<b>2:17.257</b>	01.196	109.765	
	41	<b>COLE, Simon (GBR)</b>		CTS #41 Racing	108.57	10.840			
14		CTS #41 Racing		Volvo FM12	6	<b>2:27.449</b>	10.192	102.178	
	40	<b>HANDY, Archie (GBR)</b>		CTS #41 Racing	116.64	21.032			

TRUCKS #3, 5, 6, 11, 12, 14, 33, 41, 69 & 86 - CANCELLATION OF RELEVANT LAP TIMES - TRACK LIMITS

Issued:

Clerk of the Course:

Timekeeper:


subject to final scrutineering

# 24 HEURES CAMIONS

Le Mans Bugatti, length 4185 m

28 & 29 September 2024

British Truck Racing Championship



## Lap by Lap qualifying 1, 28.09.2024

-Reg.No.: CH2024/R005

1 Ryan Smith , Daimler Freightliner 1 / GBR															
1	2:52.026	2	2:06.650	3	2:06.681	pit	2:56.529	5	13:36.075	6	2:06.517	7	2:24.149	8	<b>2:06.417</b>
pit	3:11.943														

3 Steven Powell , MAN TGA 1 / GBR															
1	2:53.346	2	2:11.255	3	2:10.640	4	2:10.192	pit	2:29.656	pit	5:02.650	7	3:35.974	8	2:10.897
9	2:10.369	pit	2:28.563	11	3:53.006	12	2:10.630	13	<b>2:09.543</b>	pit	3:11.054				

5 Adam Bint , Volvo Aerodyne 2 / GBR															
pit	3:56.960	2	5:49.405	3	2:19.447	4	2:19.812	pit	2:21.533	6	8:33.477	7	2:16.067	8	2:16.284
9	<b>2:16.061</b>	10	2:17.189	11	2:15.383	pit	2:54.868								

6 John Powell , DAF LF 2 / GBR															
1	3:44.079	2	2:16.848	3	2:17.836	4	2:17.545	5	2:16.769	6	2:16.574	7	2:16.380	8	2:16.712
9	<b>2:15.836</b>	10	2:16.358	pit	2:35.344										

7 Stuart Oliver , MAN TGS 1 / GBR															
1	3:42.632	2	2:09.028	3	2:35.142	4	2:09.644	5	2:10.032	6	2:34.977	7	2:09.152	8	2:36.720
9	<b>2:08.981</b>	10	2:10.060	11	2:33.435	12	2:08.994	pit	2:54.539						

11 David Smith , MAN TGX 1 / GBR															
1	3:34.627	2	2:16.048	3	2:13.846	4	2:12.748	5	2:12.238	6	2:11.031	7	2:11.532	8	2:22.000
9	3:03.943	10	2:12.308	11	2:10.956	12	2:11.544	13	<b>2:10.318</b>	14	2:15.294	15	2:11.466	pit	3:51.407

12 Michael Oliver , MANTGX 1 / GBR															
1	3:17.704	2	2:09.735	3	2:09.070	4	2:27.123	5	2:09.634	pit	2:19.409	7	5:56.688	8	2:09.776
9	2:14.952	10	2:38.094	11	<b>2:09.014</b>	12	2:09.150	13	2:09.625	pit	3:00.825				

14 John Bowler , MAN TGX 1 / GBR															
1	3:21.997	2	2:11.748	3	<b>2:10.777</b>	4	2:10.891	5	2:11.687	6	2:14.472	7	2:12.382	8	2:12.695
pit	2:17.294	10	4:57.337	11	2:11.572	12	2:11.940	13	2:12.039	14	2:11.915	15	2:11.930	pit	3:05.582

33 Neil Yates , MAN TG 1 / GBR															
1	3:24.569	2	2:15.054	3	2:14.849	4	2:14.183	5	2:14.458	6	2:13.181	7	<b>2:12.496</b>	8	2:15.469
pit	3:03.085	10	4:09.685	11	2:12.853	12	2:12.669	13	2:14.696	14	2:13.284	pit	3:20.169		

40 Archie Handy , Volvo FM12 2 / GBR															
1	3:57.647	2	<b>2:27.449</b>	3	2:28.705	4	2:29.134	5	2:28.041	pit	2:35.345				

41 Simon Cole , Iveco 2 / GBR															
1	3:55.496	2	2:19.214	3	2:18.563	4	2:23.404	5	2:17.363	6	2:24.108	7	2:16.853	8	2:24.557
9	<b>2:17.257</b>	10	2:23.034	11	2:19.860	12	2:30.993	13	2:22.604	14	2:15.632	15	2:15.781	pit	3:07.570

50 Willem Breedrik , Volvo 2 / NLD															
1	3:50.510	2	2:20.424	3	2:19.322	4	2:17.927	5	2:18.019	6	2:17.813	7	2:17.140	8	2:30.205
9	2:16.629	10	2:16.335	11	2:17.222	12	2:14.884	13	<b>2:14.776</b>	14	2:17.959	15	2:15.065	pit	3:22.117


69 David Jenkins , MAN TGS 1 / GBR															
1	3:14.008	2	2:10.233	3	2:08.855	4	2:09.459	5	2:08.973	6	2:08.756	7	2:08.927	8	2:09.061
9	2:28.759	10	2:21.539	11	2:12.175	12	2:09.640	13	2:12.787	14	<b>2:08.637</b>	15	2:11.628	pit	2:52.242

# 24 HEURES CAMIONS

Le Mans Bugatti, length 4185 m

28 & 29 September 2024

British Truck Racing Championship



## Lap by Lap qualifying 1, 28.09.2024

-Reg.No.: CH2024/R005

86 Tom ORourke , International Navstar 1 / GBR															
1	3:26.749	2	2:10.797	3	2:10.358	4	2:09.344	5	2:10.477	6	2:11.872	7	2:09.773	8	2:09.907
9	2:10.144	10	2:09.200	11	2:09.487	12	2:10.945	13	2:09.807	14	2:09.580	15	2:09.493	16	<b>2:09.185</b>
17	3:26.664														

# 24 HEURES CAMIONS

Le Mans Bugatti, length 4185 m

28 & 29 September 2024

British Truck Racing Championship

## Lap Analysis qualifying 1, 28.09.2024



-Reg.No.: CH2024/R005

### 1 Ryan Smith (GBR) (Daimler Freightliner) Theoretische Bestzeit: 2:06.091

Lap	D	Time	S1	S2	S3	Lap	D	Time	S1	S2	S3
1	1	2:52.026	1:23.878	51.883	36.265	6	1	2:06.517	58.483	<b>35.853</b>	32.181
2	1	2:06.650	58.874	35.933	<b>31.843</b>	7	1	2:24.149	1:12.252	38.530	33.367
3	1	2:06.681	58.639	35.860	32.182	8	1	<b>2:06.417</b>	<b>58.395</b>	35.926	32.096
4	1	2:56.529	1:17.184	42.458		9	1	3:11.943	1:31.297	50.273	
5	1	13:36.075	12:17	44.050	34.321						

### 3 Steven Powell (GBR) (MAN TGA) Theoretische Bestzeit: 2:09.305

Lap	D	Time	S1	S2	S3	Lap	D	Time	S1	S2	S3
1	1	2:53.346	1:24.380	52.564	36.402	8	1	2:10.897	1:00.483	37.056	33.358
2	1	2:11.255	1:00.454	37.210	33.591	9	1	2:10.369	<b>59.802</b>	37.120	33.447
3	1	2:10.640	1:00.418	37.150	33.072	10	1	2:28.563	1:00.242	45.439	
4	1	2:10.192	59.924	37.222	33.046	11	1	3:53.006	2:42.063	37.266	33.677
5	1	2:29.656	1:05.689	43.024		12	1	2:10.630	1:00.291	37.000	33.339
6	1	5:02.650	3:39.033	45.791		13	1	<b>2:09.543</b>	1:00.040	<b>36.673</b>	<b>32.830</b>
7	1	3:35.974	2:24.895	37.378		14	1	3:11.054	1:25.337	54.809	

### 5 Adam Bint (GBR) (Volvo Aerodyne) Theoretische Bestzeit: 2:15.119

Lap	D	Time	S1	S2	S3	Lap	D	Time	S1	S2	S3
1	1	3:56.960	2:05.393	1:07.459		7	1	2:16.067	<b>1:02.487</b>	38.912	34.668
2	1	5:49.405	4:33.633	40.416	35.356	8	1	2:16.284	1:02.772	38.647	34.865
3	1	2:19.447	1:04.291	39.734	35.422	9	1	<b>2:16.061</b>	1:02.907	38.813	<b>34.341</b>
4	1	2:19.812	1:04.406	39.577	35.829	10	1	2:17.189	1:03.211	38.872	
5	1	2:21.533	1:04.864	40.071		11	1	2:15.383	1:02.719	<b>38.291</b>	
6	1	8:33.477	7:19.882	38.665	34.930	12	1	2:54.868	1:15.978	47.546	

### 6 John Powell (GBR) (DAF LF) Theoretische Bestzeit: 2:15.579

Lap	D	Time	S1	S2	S3	Lap	D	Time	S1	S2	S3
1	1	3:44.079	1:57.381	1:04.585	42.113	7	1	2:16.380	1:02.709	38.581	
2	1	2:16.848	1:02.685	38.676	35.487	8	1	2:16.712	1:03.238	38.515	<b>34.959</b>
3	1	2:17.836	1:03.883	38.985	34.968	9	1	<b>2:15.836</b>	1:02.455	<b>38.254</b>	35.127
4	1	2:17.545	1:03.316	38.824	35.405	10	1	2:16.358	1:02.665	38.530	35.163
5	1	2:16.769	1:02.635	38.635	35.499	11	1	2:35.344	<b>1:02.366</b>	41.938	
6	1	2:16.574	1:03.131	38.255							

### 7 Stuart Oliver (GBR) (MAN TGS) Theoretische Bestzeit: 2:08.400

Lap	D	Time	S1	S2	S3	Lap	D	Time	S1	S2	S3
1	1	3:42.632	1:56.341	1:04.594	41.697	8	1	2:36.720	1:17.416	42.733	36.571
2	1	2:09.028	59.962	<b>36.264</b>	<b>32.802</b>	9	1	<b>2:08.981</b>	59.338	36.497	33.146
3	1	2:35.142	1:12.316	44.555	38.271	10	1	2:10.060	59.648	36.983	33.429
4	1	2:09.644	59.488	36.564	33.592	11	1	2:33.435	1:18.460	40.499	34.476
5	1	2:10.032	59.517	36.567	33.948	12	1	2:08.994	<b>59.334</b>	36.777	32.883
6	1	2:34.977	1:15.041	43.480	36.456	13	1	2:54.539	1:16.420	49.103	
7	1	2:09.152	59.579	36.683	32.890						

### 11 David Smith (GBR) (MAN TGX) Theoretische Bestzeit: 2:10.096

Lap	D	Time	S1	S2	S3	Lap	D	Time	S1	S2	S3
1	1	3:34.627	1:53.601	1:03.259	37.767	9	1	3:03.943	1:29.303	55.137	
2	1	2:16.048	1:03.172	38.692		10	1	2:12.308	1:01.114	37.505	
3	1	2:13.846	1:01.631	38.258		11	1	2:10.956	<b>59.964</b>	37.482	
4	1	2:12.748	1:01.264	37.963	33.521	12	1	2:11.544	1:00.482	37.541	33.521
5	1	2:12.238	1:00.595	37.338	34.305	13	1	<b>2:10.318</b>	1:00.186	<b>37.077</b>	<b>33.055</b>
6	1	2:11.031	1:00.479	37.107	33.445	14	1	2:15.294	1:01.962	38.812	34.520
7	1	2:11.532	1:00.503	37.352	33.677	15	1	2:11.466	1:00.560	37.484	33.422
8	1	2:22.000	1:00.771	37.640		16	1	3:51.407	1:39.644	1:09.010	

# 24 HEURES CAMIONS

Le Mans Bugatti, length 4185 m

28 & 29 September 2024

British Truck Racing Championship

## Lap Analysis qualifying 1, 28.09.2024



-Reg.No.: CH2024/R005

12 Michael Oliver (GBR) (MANTGX)						Theoretische Bestzeit: 2:08.644					
Lap	D	Time	S1	S2	S3	Lap	D	Time	S1	S2	S3
1	1	3:17.704	1:39.695	57.313	40.696	8	1	2:09.776	59.746	36.835	33.195
2	1	2:09.735	59.961	37.047		9	1	2:14.952	1:01.196	40.260	33.496
3	1	2:09.070	59.602	36.789		10	1	2:38.094	1:02.403	54.147	41.544
4	1	2:27.123	1:01.048	50.378	35.697	11	1	<b>2:09.014</b>	<b>59.735</b>	36.879	<b>32.400</b>
5	1	2:09.634	59.666	<b>36.684</b>	33.284	12	1	2:09.150	<b>59.560</b>	36.712	
6	1	2:19.409	1:00.019	39.065		13	1	2:09.625	59.624	36.787	
7	1	5:56.688	4:25.569	52.982	38.137	14	1	3:00.825	1:15.515	45.020	

14 John Bowler (GBR) (MAN TGX)						Theoretische Bestzeit: 2:10.260					
Lap	D	Time	S1	S2	S3	Lap	D	Time	S1	S2	S3
1	1	3:21.997	1:42.672	57.294	42.031	9	1	2:17.294	1:00.498	37.473	
2	1	2:11.748	1:00.422	37.609	33.717	10	1	4:57.337	3:45.767	37.378	34.192
3	1	<b>2:10.777</b>	<b>1:00.141</b>	37.408	<b>33.222</b>	11	1	2:11.572	1:00.900	37.177	33.495
4	1	2:10.891	1:00.515	36.947	33.429	12	1	2:11.940	1:00.541	37.251	34.148
5	1	2:11.687	1:00.873	37.038	33.776	13	1	2:12.039	1:01.198	<b>36.891</b>	33.950
6	1	2:14.472	1:01.096	36.973		14	1	2:11.915	1:00.581	37.299	34.035
7	1	2:12.382	1:00.746	37.708	33.928	15	1	2:11.930	1:00.576	37.413	33.941
8	1	2:12.695	1:00.823	37.855	34.017	16	1	3:05.582	1:11.057	52.298	

33 Neil Yates (GBR) (MAN TG)						Theoretische Bestzeit: 2:11.980					
Lap	D	Time	S1	S2	S3	Lap	D	Time	S1	S2	S3
1	1	3:24.569	1:43.602	57.465	43.502	9	1	3:03.085	1:15.078	48.103	
2	1	2:15.054	1:02.441	38.464	34.149	10	1	4:09.685	2:54.517	40.440	34.728
3	1	2:14.849	1:02.040	37.469		11	1	2:12.853	1:00.992	37.892	<b>33.969</b>
4	1	2:14.183	1:01.595	37.740	34.848	12	1	2:12.669	1:00.965	<b>37.269</b>	34.435
5	1	2:14.458	1:02.066	37.628	34.764	13	1	2:14.696	1:02.394	38.111	34.191
6	1	2:13.181	1:01.567	37.467	34.147	14	1	2:13.284	1:01.054	37.668	34.562
7	1	<b>2:12.496</b>	<b>1:00.741</b>	37.629	34.125	15	1	3:20.169	1:21.903	55.050	
8	1	2:15.469	1:02.587	38.118	34.764						

40 Archie Handy (GBR) (Volvo FM12)						Theoretische Bestzeit: 2:25.793					
Lap	D	Time	S1	S2	S3	Lap	D	Time	S1	S2	S3
1	1	3:57.647	2:03.969	1:05.702	47.976	4	1	2:29.134	1:08.353	43.351	37.430
2	1	<b>2:27.449</b>	1:07.194	43.631	<b>36.624</b>	5	1	2:28.041	<b>1:06.931</b>	42.360	38.745
3	1	2:28.705	1:08.275	43.169	37.261	6	1	2:35.345	1:10.846	<b>42.233</b>	

41 Simon Cole (GBR) (Iveco)						Theoretische Bestzeit: 2:16.136					
Lap	D	Time	S1	S2	S3	Lap	D	Time	S1	S2	S3
1	1	3:55.496	2:02.980	1:05.907	46.609	9	1	<b>2:17.257</b>	1:03.590	38.523	<b>35.144</b>
2	1	2:19.214	1:04.559	39.099	35.556	10	1	2:23.034	1:05.987	41.253	35.794
3	1	2:18.563	1:04.012	39.315	35.236	11	1	2:19.860	1:03.707	38.379	
4	1	2:23.404	1:04.263	39.030		12	1	2:30.993	1:13.838	39.983	
5	1	2:17.363	1:03.251	38.747	35.365	13	1	2:22.604	1:07.057	39.995	35.552
6	1	2:24.108	1:05.556	40.821	37.731	14	1	2:15.632	1:03.042	38.126	
7	1	2:16.853	1:03.495	38.590		15	1	2:15.781	<b>1:02.911</b>	<b>38.082</b>	
8	1	2:24.557	1:03.875	43.842		16	1	3:07.570	1:24.417	52.987	

50 Willem Breedrik (NLD) (Volvo)						Theoretische Bestzeit: 2:13.901					
Lap	D	Time	S1	S2	S3	Lap	D	Time	S1	S2	S3
1	1	3:50.510	2:04.119	1:02.435	43.956	9	1	2:16.629	1:02.412	39.453	34.764
2	1	2:20.424	1:04.712	39.855	35.857	10	1	2:16.335	1:02.952	38.582	34.801
3	1	2:19.322	1:04.125	39.770	35.427	11	1	2:17.222	1:03.364	38.768	35.090
4	1	2:17.927	1:03.930	38.762	35.235	12	1	2:14.884	<b>1:02.201</b>	38.607	34.071
5	1	2:18.019	1:03.657	39.338	35.024	13	1	<b>2:14.776</b>	1:02.896	38.013	<b>33.867</b>
6	1	2:17.813	1:03.436	39.011	35.366	14	1	2:17.959	1:03.573	38.977	35.409
7	1	2:17.140	1:03.324	38.923	34.893	15	1	2:15.065	1:02.390	<b>37.828</b>	34.847
8	1	2:30.205	1:09.579	42.622	38.004	16	1	3:22.117	1:17.918	1:00.395	

# 24 HEURES CAMIONS

Le Mans Bugatti, length 4185 m

28 & 29 September 2024

British Truck Racing Championship

Lap Analysis qualifying 1, 28.09.2024



-Reg.No.: CH2024/R005

## 69 David Jenkins (GBR) (MAN TGS)

Theoretische Bestzeit: 2:08.407

Lap	D	Time	S1	S2	S3	Lap	D	Time	S1	S2	S3
1	1	3:14.008	1:38.310	56.395	39.303	9	1	2:28.759	1:06.009	45.653	37.097
2	1	2:10.233	1:00.473	36.547	33.213	10	1	2:21.539	1:01.869	44.975	34.695
3	1	2:08.855	59.682	36.432		11	1	2:12.175	1:00.342	37.732	
4	1	2:09.459	59.585	36.888	32.986	12	1	2:09.640	59.958	<b>36.290</b>	33.392
5	1	2:08.973	59.635	36.398	32.940	13	1	2:12.787	59.602	36.434	36.751
6	1	2:08.756	59.447	36.382	32.927	14	1	<b>2:08.637</b>	59.461	36.402	32.774
7	1	2:08.927	59.701	36.504	<b>32.722</b>	15	1	2:11.628	<b>59.395</b>	38.099	
8	1	2:09.061	59.590	36.426	33.045	16	1	2:52.242	59.913	45.669	

## 86 Tom ORourke (GBR) (International Navstar)

Theoretische Bestzeit: 2:08.779

Lap	D	Time	S1	S2	S3	Lap	D	Time	S1	S2	S3
1	1	3:26.749	1:46.426	57.087	43.236	10	1	2:09.200	59.389	36.501	33.310
2	1	2:10.797	1:00.567	37.044	33.186	11	1	2:09.487	59.286	<b>36.462</b>	33.739
3	1	2:10.358	1:00.122	37.150	33.086	12	1	2:10.945	1:00.220	36.943	33.782
4	1	2:09.344	<b>59.259</b>	36.625	33.460	13	1	2:09.807	59.656	36.994	33.157
5	1	2:10.477	1:00.144	36.924	33.409	14	1	2:09.580	59.765	36.757	<b>33.058</b>
6	1	2:11.872	1:01.757	36.876	33.239	15	1	2:09.493	59.287	36.584	33.622
7	1	2:09.773	59.758	36.825	33.190	16	1	<b>2:09.185</b>	59.409	36.590	33.186
8	1	2:09.907	59.790	36.564		17	1	3:26.664	1:20.106	1:02.747	
9	1	2:10.144	59.987	36.578							


# 24 HEURES CAMIONS

Le Mans Bugatti, length 4185 m

28 & 29 September 2024

British Truck Racing Championship

## Best Sector Times qualifying 1



-Reg.No.: CH2024/R005

Pos.	sector 1			sector 2			sector 3			theoretical and best lap time				
	No	Driver	Time	No	Driver	Time	No	Driver	Time	No	Driver	theoretical	Best	Pos
1	1	Smith R.	58.395	1	Smith R.	35.853	1	Smith R.	31.843	1	Smith R.	2:06.091	2:06.417	1
2	86	ORourke T.	59.259	7	Oliver S.	36.264	12	Oliver M.	32.400	7	Oliver S.	2:08.400	2:08.981	3
3	7	Oliver S.	59.334	69	Jenkins D.	36.290	69	Jenkins D.	32.722	69	Jenkins D.	2:08.407	2:08.637	2
4	69	Jenkins D.	59.395	86	ORourke T.	36.462	7	Oliver S.	32.802	12	Oliver M.	2:08.644	2:09.014	4
5	12	Oliver M.	59.560	3	Powell S.	36.673	3	Powell S.	32.830	86	ORourke T.	2:08.779	2:09.185	5
6	3	Powell S.	59.802	12	Oliver M.	36.684	11	Smith D.	33.055	3	Powell S.	2:09.305	2:09.543	6
7	11	Smith D.	59.964	14	Bowler J.	36.891	86	ORourke T.	33.058	11	Smith D.	2:10.096	2:10.318	7
8	14	Bowler J.	1:00.147	11	Smith D.	37.077	14	Bowler J.	33.222	14	Bowler J.	2:10.260	2:10.777	8
9	33	Yates N.	1:00.742	33	Yates N.	37.269	50	Breedrik W.	33.867	33	Yates N.	2:11.980	2:12.496	9
10	50	Breedrik W.	1:02.206	50	Breedrik W.	37.828	33	Yates N.	33.969	50	Breedrik W.	2:13.901	2:14.776	10
11	6	Powell J.	1:02.366	41	Cole S.	38.082	5	Bint A.	34.341	5	Bint A.	2:15.119	2:16.061	12
12	5	Bint A.	1:02.487	6	Powell J.	38.254	6	Powell J.	34.959	6	Powell J.	2:15.579	2:15.836	11
13	41	Cole S.	1:02.910	5	Bint A.	38.291	41	Cole S.	35.144	41	Cole S.	2:16.136	2:17.257	13
14	40	Handy A.	1:06.936	40	Handy A.	42.233	40	Handy A.	36.624	40	Handy A.	2:25.793	2:27.449	14