


24 HEURES CAMIONS

free practice



Le Mans Bugatti 4185 m

28 & 29 September 2024


24 HEURES CAMIONS

Le Mans Bugatti, length 4185 m

28 & 29 September 2024

British Truck Racing Championship

Result free practice, 28.09.2024



-Reg.No.: CH2024/R005

Rk	Gr	Entrant	License	Car	laps	Besttime			
No.	Cl	Driver	License	Team	%	GAP	DIV	km/h	
1		Worldwidetruckracing		Daimler Freightliner	10	2:09.835		116.040	
	1	SMITH, Ryan (GBR)		Worldwidetruckracing	100.00				
2		Team Oliver Raving		MAN TGS	12	2:12.377	02.542	113.811	
	7	OLIVER, Stuart (GBR)		Team Oliver Raving	101.96	02.542			
3		Jenkins Trucksport		MAN TGS	12	2:12.574	00.197	113.642	
	69	JENKINS, David (GBR)		Jenkins Trucksport	102.11	02.739			
4		MV Truck Racing		International Navstar	14	2:14.350	01.776	112.140	
	86	O'ROURKE, Tom (GBR)		MV Truck Racing	103.48	04.515			
5		Team Oliver Racing		MANTGX	7	2:15.491	01.141	111.196	
	12	OLIVER, Michael (GBR)		Team Oliver Racing	104.36	05.656			
6		DS Racing		MAN TGX	13	2:15.537	00.046	111.158	
	11	SMITH, David (GBR)		DS Racing	104.39	05.702			
7		Powells Motorsport		MAN TGA	10	2:15.776	00.239	110.962	
	3	POWELL, Steven (GBR)		Powells Motorsport	104.58	05.941			
8		Bowler Racing		MAN TGX	13	2:17.011	01.235	109.962	
	14	BOWLER, John (GBR)		Bowler Racing	105.53	07.176			
9		NY Racing		MAN TG	11	2:17.904	00.893	109.250	
	33	YATES, Neil (GBR)		NY Racing	106.21	08.069			
10		Bint Racing		Volvo Aerodyne	9	2:21.928	04.024	106.152	
	5	BINT, Adam (GBR)		Bint Racing	109.31	12.093			
11		CTS #41 Racing		Iveco	11	2:22.361	00.433	105.830	
	41	COLE, Simon (GBR)		CTS #41 Racing	109.65	12.526			
12		Flying Dutchman Truckracing		Volvo	11	2:22.531	00.170	105.703	
	50	BREEDRIK, Willem (NLD)		Flying Dutchman Truckracing	109.78	12.696			
13		Greenhous Racing		DAF LF	9	2:23.107	00.576	105.278	
	6	POWELL, John (GBR)		Greenhous Racing	110.22	13.272			
14		CTS #41 Racing		Volvo FM12	9	2:33.112	10.005	98.399	
	40	HANDY, Archie (GBR)		CTS #41 Racing	117.93	23.277			

Issued:

Clerk of the Course:

Timekeeper:

subject to final scrutineering

24 HEURES CAMIONS

Le Mans Bugatti, length 4185 m

28 & 29 September 2024

British Truck Racing Championship



Lap by Lap free practice, 28.09.2024

-Reg.No.: CH2024/R005

1 Ryan Smith , Daimler Freightliner 1 / GBR															
1	8:16.224	2	2:19.422	3	2:16.019	4	2:14.139	5	2:37.484	6	2:12.293	7	2:47.565	8	2:11.100
9	2:09.835	pit	3:08.056												

3 Steven Powell , MAN TGA 1 / GBR															
1	5:13.996	2	2:25.754	3	2:22.233	4	2:22.301	5	2:21.868	pit	2:29.719	7	9:34.589	8	2:17.602
9	2:15.776	pit	3:05.648												

5 Adam Bint , Volvo Aerodyne 2 / GBR															
1	2:42.440	2	2:29.189	3	2:24.314	pit	2:28.454	5	4:05.308	6	2:25.381	7	2:22.684	8	2:21.928
pit	2:36.003														

6 John Powell , DAF LF 2 / GBR															
1	3:11.105	2	2:28.310	3	2:26.244	4	2:26.116	5	2:36.366	pit	2:37.677	7	13:44.931	8	2:23.107
pit	2:58.604														

7 Stuart Oliver , MAN TGS 1 / GBR															
1	2:49.736	2	2:19.554	3	2:17.693	4	2:17.560	pit	2:51.704	6	7:17.588	7	2:14.930	8	2:28.997
9	2:13.512	10	2:35.517	11	2:12.377	pit	3:08.156								

11 David Smith , MAN TGX 1 / GBR															
1	2:35.939	2	2:18.619	3	2:31.162	4	2:17.577	pit	2:26.485	6	4:39.490	7	2:18.766	8	2:17.122
9	2:16.290	10	2:17.114	11	2:15.865	12	2:15.537	pit	3:43.798						

12 Michael Oliver , MANTGX 1 / GBR															
1	2:33.802	2	2:16.273	3	2:16.170	4	2:16.404	5	2:15.491	6	2:19.135	pit	2:38.187		

14 John Bowler , MAN TGX 1 / GBR															
1	5:15.379	2	2:21.978	3	2:20.109	4	2:18.695	5	2:18.288	6	2:18.944	7	2:17.113	8	2:17.026
9	2:17.011	10	2:18.618	11	2:18.145	12	2:17.995	pit	3:41.759						

33 Neil Yates , MAN TG 1 / GBR															
1	3:10.582	2	2:50.233	3	2:25.034	4	2:23.465	pit	2:46.424	6	7:59.265	7	2:20.795	8	2:20.427
9	2:19.717	10	2:17.904	pit	3:32.955										

40 Archie Handy , Volvo FM12 2 / GBR															
1	3:14.403	2	2:37.794	3	2:33.112	4	2:33.895	5	2:34.130	pit	2:35.735	7	4:15.245	8	2:35.667
pit	2:40.317														

41 Simon Cole , Iveco 2 / GBR															
1	2:54.207	2	2:30.067	3	2:30.295	4	2:41.862	5	2:29.367	6	2:27.063	7	2:26.136	8	2:25.951
9	2:23.445	10	2:22.361	pit	2:55.689										

50 Willem Breedrik , Volvo 1 / NLD															
1	2:59.585	2	2:27.743	3	2:28.898	4	2:28.999	pit	2:33.656	6	5:17.421	7	2:26.824	8	2:24.565
9	2:25.098	10	2:22.531	pit	2:54.115										


69 David Jenkins , MAN TGS 1 / GBR															
1	2:26.993	2	2:15.376	3	2:15.241	4	2:16.209	5	2:16.223	pit	2:38.915	7	8:24.362	8	2:14.925
9	2:13.429	10	2:13.562	11	2:12.574	pit	3:10.242								

24 HEURES CAMIONS

Le Mans Bugatti, length 4185 m

28 & 29 September 2024

British Truck Racing Championship



Lap by Lap free practice, 28.09.2024

-Reg.No.: CH2024/R005

86 Tom O'Rourke , International Navstar 1 / GBR															
1	2:32.129	2	2:21.403	3	2:22.685	4	2:20.760	pit	2:24.988	6	3:54.052	7	2:21.390	8	2:20.031
9	2:18.440	10	2:18.666	11	2:17.310	12	2:14.794	13	2:14.350	14	3:04.930				

24 HEURES CAMIONS

Le Mans Bugatti, length 4185 m

28 & 29 September 2024

British Truck Racing Championship

Lap Analysis free practice, 28.09.2024



-Reg.No.: CH2024/R005

1 Ryan Smith (GBR) (Daimler Freightliner)

Theoretische Bestzeit: 2:09.835

Lap	D	Time	S1	S2	S3	Lap	D	Time	S1	S2	S3
1	1	8:16.224	6:52.908	45.510	37.806	6	1	2:12.293	1:01.203	37.279	33.811
2	1	2:19.422	1:05.078	38.175	36.169	7	1	2:47.565	1:22.542	47.618	37.405
3	1	2:16.019	1:02.798	38.247	34.974	8	1	2:11.100	1:00.579	37.256	33.265
4	1	2:14.139	1:02.196	37.651	34.292	9	1	2:09.835	59.952	36.790	33.093
5	1	2:37.484	1:12.862	45.918	38.704	10	1	3:08.056	1:20.046	54.084	

3 Steven Powell (GBR) (MAN TGA)

Theoretische Bestzeit: 2:15.402

Lap	D	Time	S1	S2	S3	Lap	D	Time	S1	S2	S3
1	1	5:13.996	3:53.097	43.498	37.401	6	1	2:29.719	1:04.319	45.829	
2	1	2:25.754	1:07.528	41.357	36.869	7	1	9:34.589	8:20.522	38.925	35.142
3	1	2:22.233	1:05.689	40.316	36.228	8	1	2:17.602	1:02.948	39.473	35.181
4	1	2:22.301	1:05.405	40.168	36.728	9	1	2:15.776	1:02.104	38.156	35.516
5	1	2:21.868	1:05.080	40.354	36.434	10	1	3:05.648	1:10.779	51.674	

5 Adam Bint (GBR) (Volvo Aerodyne)

Theoretische Bestzeit: 2:21.928

Lap	D	Time	S1	S2	S3	Lap	D	Time	S1	S2	S3
1	1	2:42.440	1:20.696	43.171	38.573	6	1	2:25.381	1:06.748	40.789	37.844
2	1	2:29.189	1:10.214	41.711	37.264	7	1	2:22.684	1:05.825	39.921	36.938
3	1	2:24.314	1:06.324	40.618	37.372	8	1	2:21.928	1:05.504	39.797	36.629
4	1	2:28.454	1:07.316	41.176	37.372	9	1	2:36.003	1:12.682	42.874	
5	1	4:05.308	2:45.528	42.003	37.777						

6 John Powell (GBR) (DAF LF)

Theoretische Bestzeit: 2:23.107

Lap	D	Time	S1	S2	S3	Lap	D	Time	S1	S2	S3
1	1	3:11.105	1:45.552	45.703	39.850	6	1	2:37.677	1:10.325	42.607	
2	1	2:28.310	1:08.790	40.633	38.887	7	1	13:44.931	12:27	40.946	36.187
3	1	2:26.244	1:07.455	41.195	37.594	8	1	2:23.107	1:06.594	40.382	36.128
4	1	2:26.116	1:07.693	41.055	37.368	9	1	2:58.604	1:18.988	50.674	
5	1	2:36.366	1:08.288	43.095	44.983						

7 Stuart Oliver (GBR) (MAN TGS)

Theoretische Bestzeit: 2:12.377

Lap	D	Time	S1	S2	S3	Lap	D	Time	S1	S2	S3
1	1	2:49.736	1:32.843	40.693	36.200	7	1	2:14.930	1:02.546	37.794	34.590
2	1	2:19.554	1:04.663	39.407	35.484	8	1	2:28.997	1:12.390	41.924	34.683
3	1	2:17.693	1:03.680	38.574	35.439	9	1	2:13.512	1:02.133	37.308	34.071
4	1	2:17.560	1:03.229	38.902	35.429	10	1	2:35.517	1:16.765	44.335	34.417
5	1	2:51.704	1:14.782	51.028		11	1	2:12.377	1:01.604	37.143	33.631
6	1	7:17.588	6:03.648	39.103	34.837	12	1	3:08.156	1:28.396	50.734	

11 David Smith (GBR) (MAN TGX)

Theoretische Bestzeit: 2:15.324

Lap	D	Time	S1	S2	S3	Lap	D	Time	S1	S2	S3
1	1	2:35.939	1:20.659	39.961	35.319	8	1	2:17.122	1:03.771	38.616	34.735
2	1	2:18.619	1:03.745	38.986	35.888	9	1	2:16.290	1:03.014	38.448	34.828
3	1	2:31.162	1:14.142	41.041	35.979	10	1	2:17.114	1:03.992	38.469	34.653
4	1	2:17.577	1:03.159	39.256	35.162	11	1	2:15.865	1:02.820	38.663	34.382
5	1	2:26.485	1:05.125	39.260	35.120	12	1	2:15.537	1:02.494	38.531	34.512
6	1	4:39.490	3:25.343	39.027	35.120	13	1	3:43.798	1:36.064	1:05.506	
7	1	2:18.766	1:04.253	39.055	35.458						

12 Michael Oliver (GBR) (MANTGX)

Theoretische Bestzeit: 2:15.272

Lap	D	Time	S1	S2	S3	Lap	D	Time	S1	S2	S3
1	1	2:33.802	1:15.372	42.758	35.672	5	1	2:15.491	1:02.854	38.005	34.627
2	1	2:16.273	1:02.989	38.220	35.064	6	1	2:19.135	1:03.172	38.521	37.442
3	1	2:16.170	1:02.957	38.302	34.911	7	1	2:38.187	1:11.385	42.607	
4	1	2:16.404	1:03.521	37.786	35.097						

24 HEURES CAMIONS

Le Mans Bugatti, length 4185 m

28 & 29 September 2024

British Truck Racing Championship

Lap Analysis free practice, 28.09.2024



-Reg.No.: CH2024/R005

14 John Bowler (GBR) (MAN TGX)						Theoretische Bestzeit: 2:16.456					
Lap	D	Time	S1	S2	S3	Lap	D	Time	S1	S2	S3
1	1	5:15.379	3:57.703	40.562	37.114	8	1	2:17.026	1:03.334	38.591	35.101
2	1	2:21.978	1:05.676	39.442	36.860	9	1	2:17.011	1:03.442	38.203	35.366
3	1	2:20.109	1:04.901	39.333	35.875	10	1	2:18.618	1:03.627	38.750	36.241
4	1	2:18.695	1:03.925	39.253	35.517	11	1	2:18.145	1:03.193	39.624	35.328
5	1	2:18.288	1:03.994	38.669	35.625	12	1	2:17.995	1:03.209	38.588	36.198
6	1	2:18.944	1:04.228	39.238	35.478	13	1	3:41.759	1:27.602	1:06.362	
7	1	2:17.113	1:03.836	38.217	35.060						

33 Neil Yates (GBR) (MAN TG)						Theoretische Bestzeit: 2:17.590					
Lap	D	Time	S1	S2	S3	Lap	D	Time	S1	S2	S3
1	1	3:10.582	1:44.178	45.590	40.814	7	1	2:20.795	1:05.185	38.816	36.794
2	1	2:50.233	1:20.358	51.718	38.157	8	1	2:20.427	1:04.933	39.164	36.330
3	1	2:25.034	1:06.219	41.005	37.810	9	1	2:19.717	1:04.107	39.211	36.399
4	1	2:23.465	1:05.624	39.631	38.210	10	1	2:17.904	1:03.145	39.130	35.625
5	1	2:46.424	1:07.975	41.536		11	1	3:32.955	1:20.371	1:00.710	
6	1	7:59.265	6:42.506	39.681	37.078						

40 Archie Handy (GBR) (Volvo FM12)						Theoretische Bestzeit: 2:31.815					
Lap	D	Time	S1	S2	S3	Lap	D	Time	S1	S2	S3
1	1	3:14.403	1:42.429	46.224	45.750	6	1	2:35.735	1:10.905	43.734	
2	1	2:37.794	1:13.029	44.755	40.010	7	1	4:15.245	2:52.876	44.008	38.361
3	1	2:33.112	1:10.514	44.094	38.504	8	1	2:35.667	1:09.721	43.744	42.203
4	1	2:33.895	1:10.726	43.998	39.171	9	1	2:40.317	1:11.217	47.423	
5	1	2:34.130	1:10.007	44.468	39.655						

41 Simon Cole (GBR) (Iveco)						Theoretische Bestzeit: 2:22.361					
Lap	D	Time	S1	S2	S3	Lap	D	Time	S1	S2	S3
1	1	2:54.207	1:30.859	44.615	38.733	7	1	2:26.136	1:07.472	41.210	37.454
2	1	2:30.067	1:08.760	41.766	39.541	8	1	2:25.951	1:07.078	41.188	37.685
3	1	2:30.295	1:09.433	41.711	39.151	9	1	2:23.445	1:06.209	40.161	37.075
4	1	2:41.862	1:12.802	48.610	40.450	10	1	2:22.361	1:05.991	39.776	36.586
5	1	2:29.367	1:07.207	41.731	40.429	11	1	2:55.689	1:18.514	51.507	
6	1	2:27.063	1:07.921	41.088	38.054						

50 Willem Breedrik (NLD) (Volvo)						Theoretische Bestzeit: 2:22.298					
Lap	D	Time	S1	S2	S3	Lap	D	Time	S1	S2	S3
1	1	2:59.585	1:38.861	41.377	39.347	7	1	2:26.824	1:09.398	40.264	37.162
2	1	2:27.743	1:07.904	41.414	38.425	8	1	2:24.565	1:06.696	41.105	36.764
3	1	2:28.898	1:07.752	42.455	38.691	9	1	2:25.098	1:06.299	42.125	36.674
4	1	2:28.999	1:08.395	42.200	38.404	10	1	2:22.531	1:05.851	40.497	36.179
5	1	2:33.656	1:08.599	41.691		11	1	2:54.115	1:17.162	48.752	
6	1	5:17.421	3:57.594	41.922	37.905						

69 David Jenkins (GBR) (MAN TGS)						Theoretische Bestzeit: 2:12.574					
Lap	D	Time	S1	S2	S3	Lap	D	Time	S1	S2	S3
1	1	2:26.993	1:12.155	38.977	35.861	7	1	8:24.362	7:10.750	37.752	35.860
2	1	2:15.376	1:02.866	37.867	34.643	8	1	2:14.925	1:02.572	37.661	34.692
3	1	2:15.241	1:02.628	37.781	34.832	9	1	2:13.429	1:02.238	37.156	34.035
4	1	2:16.209	1:03.071	38.023	35.115	10	1	2:13.562	1:02.065	37.253	34.244
5	1	2:16.223	1:03.328	37.825	35.070	11	1	2:12.574	1:01.764	36.812	33.998
6	1	2:38.915	1:12.252	39.201		12	1	3:10.242	1:15.955	51.733	

24 HEURES CAMIONS

Le Mans Bugatti, length 4185 m

28 & 29 September 2024

British Truck Racing Championship

Lap Analysis free practice, 28.09.2024



-Reg.No.: CH2024/R005

86 Tom O'Rourke (GBR) (International Navstar)

Theoretische Bestzeit: 2:14.114

Lap	D	Time	S1	S2	S3	Lap	D	Time	S1	S2	S3
1	1	2:32.129	1:14.615	41.007	36.507	8	1	2:20.031	1:05.262	39.227	35.542
2	1	2:21.403	1:05.393	39.661	36.349	9	1	2:18.440	1:04.002	38.445	35.993
3	1	2:22.685	1:05.906	39.825	36.954	10	1	2:18.666	1:04.822	38.376	35.468
4	1	2:20.760	1:05.622	39.043	36.095	11	1	2:17.310	1:03.827	38.304	35.179
5	1	2:24.988	1:06.629	39.505		12	1	2:14.794	1:02.612	37.827	34.355
6	1	3:54.052	2:37.990	39.552	36.510	13	1	2:14.350	1:02.021	37.737	34.591
7	1	2:21.390	1:05.221	39.817	36.352	14	1	3:04.930	1:17.763	56.178	


24 HEURES CAMIONS

Le Mans Bugatti, length 4185 m

28 & 29 September 2024

British Truck Racing Championship

Best Sector Times free practice



-Reg.No.: CH2024/R005

Pos.	sector 1		sector 2		sector 3		theoretical and best lap time							
	No	Driver	Time	No	Driver	Time	No	Driver	theoretical	Best	Pos			
1	1	Smith R.	59.952	1	Smith R.	36.790	1	Smith R.	33.093	1	Smith R.	2:09.835	2:09.835	1
2	7	Oliver S.	1:01.603	69	Jenkins D.	36.812	7	Oliver S.	33.631	7	Oliver S.	2:12.377	2:12.377	2
3	69	Jenkins D.	1:01.764	7	Oliver S.	37.143	69	Jenkins D.	33.998	69	Jenkins D.	2:12.574	2:12.574	3
4	86	O'Rourke T.	1:02.022	86	O'Rourke T.	37.737	86	O'Rourke T.	34.355	86	O'Rourke T.	2:14.114	2:14.350	4
5	3	Powell S.	1:02.104	12	Oliver M.	37.786	11	Smith D.	34.382	12	Oliver M.	2:15.272	2:15.491	5
6	11	Smith D.	1:02.494	3	Powell S.	38.156	12	Oliver M.	34.627	11	Smith D.	2:15.324	2:15.537	6
7	12	Oliver M.	1:02.859	14	Bowler J.	38.203	14	Bowler J.	35.060	3	Powell S.	2:15.402	2:15.776	7
8	33	Yates N.	1:03.149	11	Smith D.	38.448	3	Powell S.	35.142	14	Bowler J.	2:16.456	2:17.011	8
9	14	Bowler J.	1:03.193	33	Yates N.	38.816	33	Yates N.	35.625	33	Yates N.	2:17.590	2:17.904	9
10	5	Bint A.	1:05.502	41	Cole S.	39.776	6	Powell J.	36.128	5	Bint A.	2:21.928	2:21.928	10
11	50	Breedrik W.	1:05.855	5	Bint A.	39.797	50	Breedrik W.	36.179	50	Breedrik W.	2:22.298	2:22.531	12
12	41	Cole S.	1:05.999	50	Breedrik W.	40.264	41	Cole S.	36.586	41	Cole S.	2:22.361	2:22.361	11
13	6	Powell J.	1:06.597	6	Powell J.	40.382	5	Bint A.	36.629	6	Powell J.	2:23.107	2:23.107	13
14	40	Handy A.	1:09.720	40	Handy A.	43.734	40	Handy A.	38.361	40	Handy A.	2:31.815	2:33.112	14